

# MAGIS

The Wild Bunch by Konstantin Grcic



# Konstantin Grcic



## Profile:

Konstantin Grcic (\*1965) was trained as a cabinet maker at The John Makepeace School for Craftsmen in Wood before studying Design at the Royal College of Art in London. Today Konstantin Grcic Design is based in Berlin and active in several fields ranging from industrial design projects, exhibition design and collaborations in architecture and fashion.

Among his producers, besides Magis, are Artek, Authentics, Cassina, ClassiCon, Flos, Flötto, Kettal, Laufen, Mattiazzi, Muji, Mutina, Nespresso, Plank, Serafino Zani and Vitra. From the fashion and lifestyle sector, Audi, Hugo Boss, Issey Miyake, Louis Vuitton, Prada,

Rado and smart/Daimler are some of his clients. Many of his products have been awarded international design prizes. He received the Compasso d'Oro in 2001 for the Mayday lamp (Flos), 2011 for the Myto chair (Plank) and 2016 for the OK lamp (Flos). For Tom and Jerry from Magis' series The Wild Bunch he received the German Design Award in Gold in 2011.

Grcic defines function in human terms, combining formal strictness with considerable mental acuity and humour. His work is characterised by a careful research into the history of art, design and architecture and his passion for technology and materials.



# Design and

The Wild Bunch collection includes a chair (Tuffy), two stools (Tom & Jerry), three different tables (Butch, Cuckoo and Topsy) and two shelving systems (Spike and Tyke) offering a natural and functional approach and an amusing, friendly and versatile style, suitable for the widest range of spaces and situations.

The chair Tuffy is characterized by a screw-shaped height-adjustment mechanism, with an unmistakably distinctive, ergonomically-designed T-shaped plastic back. Designed as a work chair, suitable for an office or for the study at home, Tuffy looks equally at ease in a children's room or in any other space that hosts the activities of the body and mind, with no restrictions of style or time.

Tom & Jerry remind the workshop stool. The three-legged stools are made of solid beech wood with mechanical parts in self lubricant plastic. Due to their smooth-running mechanism they are easy to adjust and convenient to climb. The sturdy couple make a versatile addition to working, recreational and private environments alike.

Like all the products in the collection, the tables Butch and Cuckoo feature a combination of a solid beech frame and injection-moulded polypropylene joints, on which a rectangular HPL top, available in two sizes and two colours (white and black) for the first and a round top with a diameter of 120 cm for the second, are placed.

Topsy table was created to provide the ideal companion for Tom & Jerry adjustable stools, and shares their same inspiration and materials: it features a solid beech frame and a polypropylene joint and screw for height adjustment.

Spike is a shelf featuring a brightly coloured plastic clamp used to adapt to shelves of different thicknesses and various materials, from painted steel plate to beech to Carrara marble. It is a highly versatile shelf that will fit beautifully into the lounge in any home, and looks equally good as a bedside table.

Tyke is a modular shelving system. The structure comprises uprights in steel tube painted in polyester powder that lean gently against the wall and support the steel plated shelves, again painted in polyester powder. They come in a range of dimensions, and can be attached to the structure at different heights, to suit individual requirements.



# Engineering



“ Playful, enchanting, dynamic: these are the attributes to describe the products in the Wild Bunch



collection, which offers a natural and functional approach and a friendly and versatile style ”



# Product

# Information

## TUFFY

Chair. Seat and frame in solid beech natural or stained. Back, joint and screw in polypropylene with glass fibre added. Complete with felt pads.

## TOM & JERRY

Stools. Seat and frame in solid beech natural or stained. Joint and screw in polypropylene with glass fibre added.

## BUTCH

Table. Frame (legs and crosspiece) in solid beech, natural or stained. Joint in polypropylene with glass fibre added. Top in HPL.

## CUCKOO

Table. Frame in solid beech, natural or stained. Joint in polypropylene with glass fibre added. Top in HPL or MDF.

## TOPSY

Table. Frame in solid beech natural or stained. Joint and screw in polypropylene with glass fibre added. Top in HPL or Fenix.

## SPIKE

Wall shelving system. Clamp in polypropylene with glass fibre added. Shelf in steel plate painted in polyester powder, in solid beech and in Carrara marble.

## TYKE

Shelving System. Uprights in steel tube painted in polyester powder. Shelves in steel plate painted in polyester powder, feet and caps in polypropylene.


## TUFFY




natural / orange 1780 C



natural / white 1735 C



natural / yellow 1784 C



natural / black 1754 C



natural / red 1782 C



natural / green 1783 C



black / black 1754 C

## Materials /

Seat and frame in solid beech /

Back, joint and screw in polypropylene /



Natural  
7011



Black  
7140



Orange  
1780 C



White  
1735 C



Yellow  
1784 C



Black  
1754 C

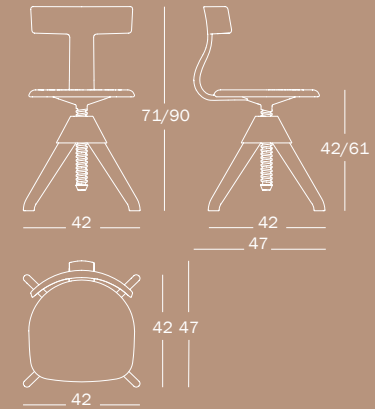


Red  
1782 C



Green  
1783 C

## Tuffy



## PRODUCT CARE

We recommend using a soft rag, either dry or wet. When needed, use ph-balanced liquid soap especially formulated for wood, diluted in water. Do not use abrasive sponges, as they may leave scratches. Avoid using acidic products, solvents and products containing ammonia. Avoid exposure to sunlight as this may permanently discolour the surface. Periodic maintenance and cleaning allows the product to keep its original look and lengthens the duration of its performance.

## WARNING

For a correct use the adhesive felt pads included (suitable for soft floors, as for example wood, marble) have to replace the plastic feet. Do not use different cleaning products from the ones mentioned above. Do not use the product in an improper way. Do not place hot objects on it, stand on the seat or use the product as a ladder. Once disused, please make sure this product is disposed in an environment-friendly way.







TOM



natural / orange 1780 C




natural / light blue 1781 C



natural / white 1735 C



natural / yellow 1784 C



natural / black 1754 C



natural / red 1782 C



natural / green 1783 C



black / black 1754 C

Materials /

Seat and frame in solid beech /



Natural  
7011



Black  
7140

Joint and screw in polypropylene /



Orange  
1780 C



Light blue  
1781 C



White  
1735 C



Yellow  
1784 C



Black  
1754 C

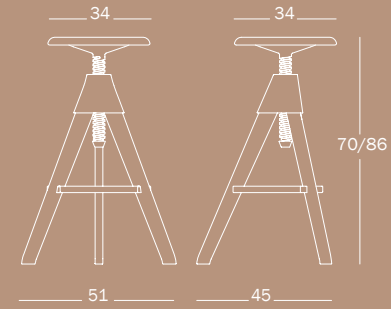


Red  
1782 C



Green  
1783 C

Tom



PRODUCT CARE

We recommend using a soft rag, either dry or wet. When needed, use ph-balanced liquid soap especially formulated for wood, diluted in water. Do not use abrasive sponges, as they may leave scratches. Avoid using acidic products, solvents and products containing ammonia. Avoid exposure to sunlight as this may permanently discolour the surface. Periodic maintenance and cleaning allows the product to keep its original look and lengthens the duration of its performance.

WARNING

Do not use different cleaning products from the ones mentioned above. Do not use the product in an improper way. Do not place hot objects on it, stand on the seat or use the product as a ladder. Once disused, please make sure this product is disposed in an environment-friendly way.

JERRY



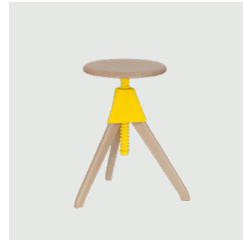
natural / orange 1780 C



natural / light blue 1781 C



natural / white 1735 C



natural / yellow 1784 C



natural / black 1754 C



natural / red 1782 C



natural / green 1783 C



black / black 1754 C

Materials /

Seat and frame in solid beech /



Natural  
7011



Black  
7140

Joint and screw in polypropylene /



Orange  
1780 C



Light blue  
1781 C



White  
1735 C



Yellow  
1784 C



Black  
1754 C

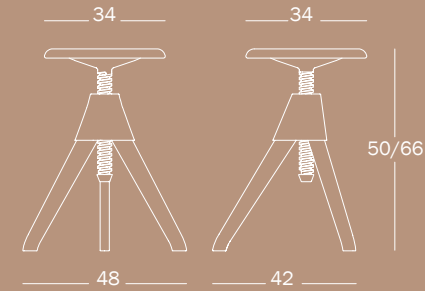


Red  
1782 C



Green  
1783 C

Jerry



PRODUCT CARE

We recommend using a soft rag, either dry or wet. When needed, use ph-balanced liquid soap especially formulated for wood, diluted in water. Do not use abrasive sponges, as they may leave scratches. Avoid using acidic products, solvents and products containing ammonia. Avoid exposure to sunlight as this may permanently discolour the surface. Periodic maintenance and cleaning allows the product to keep its original look and lengthens the duration of its performance.

WARNING

Do not use different cleaning products from the ones mentioned above. Do not use the product in an improper way. Do not place hot objects on it, stand on the seat or use the product as a ladder. Once disused, please make sure this product is disposed in an environment-friendly way.



## BUTCH

Table 180x90 / 129x75



Frame / Natural 7011      Top / White 8500      Joint / White 1735 C




Frame / Natural 7011      Top / Black 8510      Joint / Black 1754 C



Frame / Black 7011      Top / Black 8510      Joint / Black 1754 C

### Materials /

Seat and frame in solid beech /



Natural 7011      Black 7140

Joint in polypropylene /



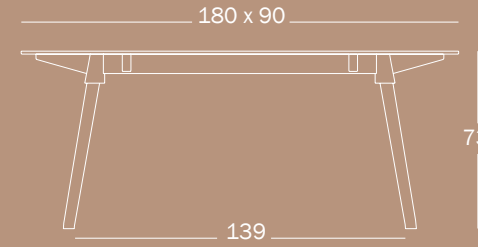
White 1735 C      Black 1754 C

Top in HPL /

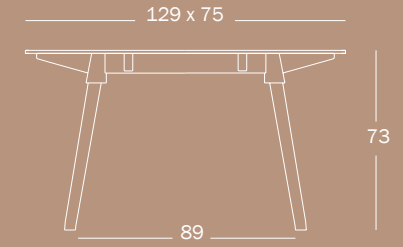


White 8500      Black 8510

180x90



129x75



### PRODUCT CARE

We recommend using a soft rag, either dry or wet. When needed, use ph-balanced soap diluted in water. Do not use abrasive sponges as they may leave scratches. Immediately dry after washing with a soft rag or chamois leather. Never leave water or other liquids to sit on metal parts. Avoid contact with all acidic substances. Periodic maintenance and cleaning allows the product to keep its original look and lengthens the duration of its performance.

### WARNING

Do not use different cleaning products from the ones mentioned above. Do not use the product in an improper way. Do not place hot objects on it, stand on it or use the product as a ladder. Once disused, please make sure that this item is disposed of in an environmentally-friendly way.

TOPSY

Table Ø60



Frame / Natural 7011	Top / HPL White 8500 Fenix White 8500	Joint / White 1735 C White 1735 C
-------------------------	---------------------------------------------	-----------------------------------------



Frame / Natural 7011	Top / HPL Black 8510 Fenix Black 8510	Joint / Black 1754 C Black 1754 C
-------------------------	---------------------------------------------	-----------------------------------------



Frame / Black 7011 Black 7011	Top / HPL Black 8510 Fenix Black 8510	Joint / Black 1754 C Black 1754 C
-------------------------------------	---------------------------------------------	-----------------------------------------

Materials /

Seat and frame in solid beech /



Natural 7011	Black 7140
-----------------	---------------

Joint in polypropylene /



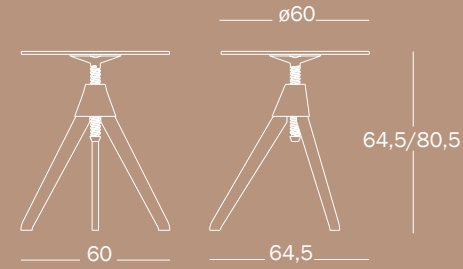
White 1735 C	Black 1754 C
-----------------	-----------------

Top /



HPL White 8500	HPL Black 8510	Fenix White 8500	Fenix Black 8510
----------------------	----------------------	------------------------	------------------------

Ø60



PRODUCT CARE

We recommend using a soft rag, either dry or wet. When needed, for the frame, use ph-balanced liquid soap especially formulated for wood, diluted in water. Do not use abrasive sponges, as they may leave scratches. Avoid using acidic products, solvents and products containing ammonia. Avoid exposure to sunlight as this may permanently discolour the surface. For the top in Fenix, tougher stains can be removed with non-abrasive household cleaners or solvents. After using any solvents, we recommend rinsing the surface with warm water and a detergent. Always rinse thoroughly to remove the detergent with clean water, preferably warm. Periodic maintenance and cleaning allows the product to keep its original look and lengthens the duration of its performance.

WARNING

Do not use different cleaning products from the ones mentioned above. Do not use the product in an improper way. Do not place hot objects on it, stand on the seat or use the product as a ladder. Once disused, please make sure this product is disposed in an environment-friendly way.



CUCKOO

Table Ø120



Frame / Natural 7011	Top / HPL White 8500 MDF White 8500	Joint / White 1735 C White 1735 C
-------------------------	-------------------------------------------	-----------------------------------------




Frame / Natural 7011	Top / HPL Black 8510 MDF Black 8510	Joint / Black 1754 C Black 1754 C
-------------------------	-------------------------------------------	-----------------------------------------




Frame / Black 7011 Black 7011	Top / HPL Black 8510 MDF Black 8510	Joint / Black 1754 C Black 1754 C
-------------------------------------	-------------------------------------------	-----------------------------------------

Materials /


Seat and frame in solid beech /



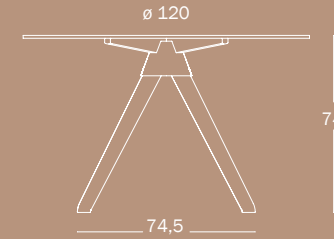
Joint in polypropylene /



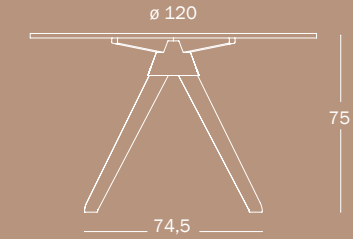
Top /



Ø120 HPL



Ø120 MDF



PRODUCT CARE

We recommend using a soft rag, either dry or wet. For the frame, when needed, use ph-balanced liquid soap especially formulated for wood, diluted in water. Do not use abrasive sponges as they may leave scratches. Immediately dry after washing with a soft rag or chamois leather. Never leave water or other liquids to sit on metal parts. Avoid contact with all acidic substances. We recommend cleaning the MDF tops as soon as possible, as giving dirt time to dry can noticeably increase the risk of rings, stains, and surface damages. We recommend paying particular attention to intensely coloured substances (such as coffee, cola, tomato juice, wine, vinegar...). Periodic maintenance and cleaning allows the product to keep its original look and lengthens the duration of its performance.

WARNING

Do not use different cleaning products from the ones mentioned above. Do not use the product in an improper way. Do not place hot objects on it, stand on it or use the product as a ladder. Once disused, please make sure that this item is disposed of in an environmentally-friendly way.





## SPIKE



clamp / orange 1780 C  
shelf / Steel white 5110  
Steel black 5130  
Beech natural 7011  
Beech black 7140  
Marble carrara white



clamp / light blue 1781 C  
shelf / Steel white 5110  
Steel black 5130  
Beech natural 7011  
Beech black 7140  
Marble carrara white




clamp / white 1735 C  
shelf / Steel white 5110  
Steel black 5130  
Beech natural 7011  
Beech black 7140  
Marble carrara white



clamp / yellow 1784 C  
shelf / Steel white 5110  
Steel black 5130  
Beech natural 7011  
Beech black 7140  
Marble carrara white



black 1754 C  
shelf / Steel white 5110  
Steel black 5130  
Beech natural 7011  
Beech black 7140  
Marble carrara white



red 1782 C  
shelf / Steel white 5110  
Steel black 5130  
Beech natural 7011  
Beech black 7140  
Marble carrara white



green 1783 C  
shelf / Steel white 5110  
Steel black 5130  
Beech natural 7011  
Beech black 7140  
Marble carrara white

## Materials /

### Shelf in solid beech /



Natural 7011  
Black 7140

### Shelf in marble /



Carrara white

### Steel plate /



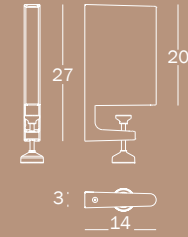
White 5110  
Black 5130

### Joint and screw in polypropylene /



Orange 1780 C  
Light blue 1781 C  
White 1735 C  
Yellow 1784 C  
Black 1754 C  
Red 1782 C  
Green 1783 C

## Clamp



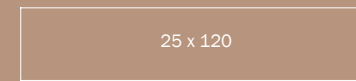
## Shelves



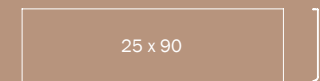
25 x 120



25 x 90



25 x 120



25 x 90

## PRODUCT CARE

We recommend using a soft rag, either dry or wet. When needed, use ph-balanced soap diluted in water. Do not use abrasive sponges as they may leave scratches. Immediately dry after washing with a soft rag or a chamois leather. For the wooden shelves we recommend using specific ph-balanced liquid soap and diluted in water. For the marble parts, please avoid using acid products. In case of contact of any acid substance with the marble surface, please remove it immediately. We recommend using water and Marseilles soap for marble cleaning. To remove greasy substances and various stains it is possible to use ammoniacs, denatured alcohol, bicarbonate and hydrogen peroxide. Periodic and correct maintenance allows the product to keep its original aspect and lengthens the duration of its performance.

## WARNING

Do not use different cleaning products from the ones mentioned above. Do not use the product in an improper way. Do not place hot objects on it, climb on it or use it as a ladder. Maximum weight allowed for each shelf: 50 kg. Maximum thickness for shelves: 3 cm. Once disused, please make sure this product is disposed in an environment-friendly way.



A. 1951

B.D.

GHINMOPQRSTUVA  
ZABCDEFGHIJMNOP  
KLENOAUZOAZGNE  
HMEGIPCDCFEFBE  
DCCBCBFPZGMNO  
RQAPLESOAGACA  
HEHTHOZEPQRZOP

# TYKE


Table Ø60



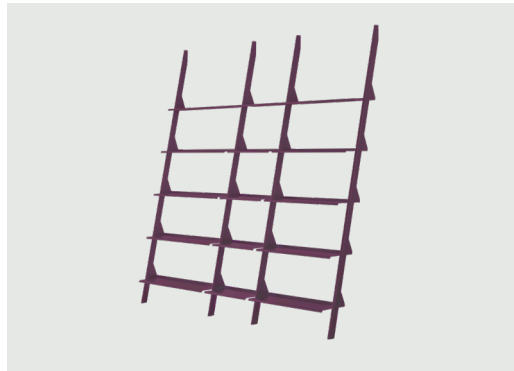
White 5110



Black 5130




Sand beige 5269



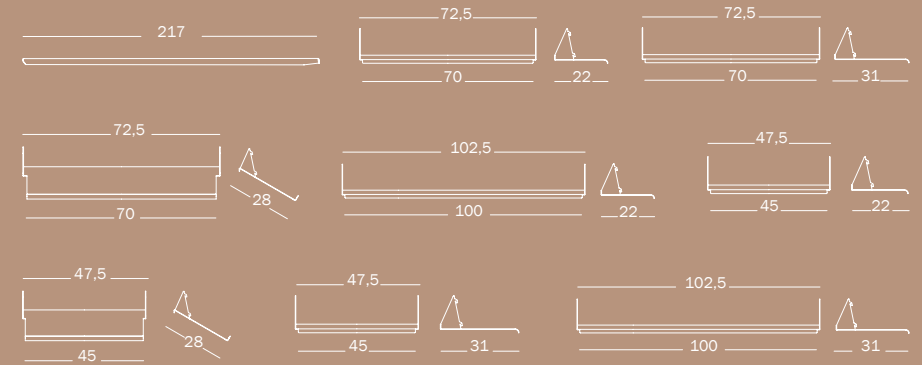
Red purple 5270

## Materials /

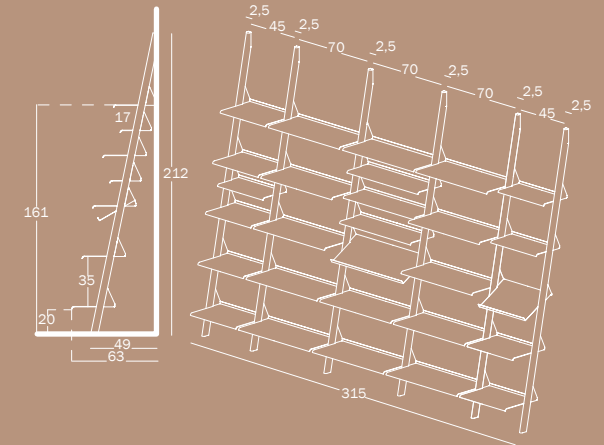
Steel /



## Components



## Example of Composition



## PRODUCT CARE

We recommend using a soft rag, either dry or wet. When needed, use ph-balanced soap diluted in water. Do not use abrasive sponges as they may leave scratches. Immediately dry after washing with a soft rag or a chamois leather. Periodic and correct maintenance allows the product to keep its original aspect and lengthens the duration of its performance.

## WARNING

Do not use different cleaning products from the ones mentioned above. Do not use the product in an improper way. Do not place hot objects on it, stand on it or use the product as a ladder. Maximum weight allowed for each shelf: 35 kg. Once disused, please make sure this product is disposed in an environment-friendly way.



