

Curvas

ref. **CV04C-3**

Pendant lamp

Lámpara colgante

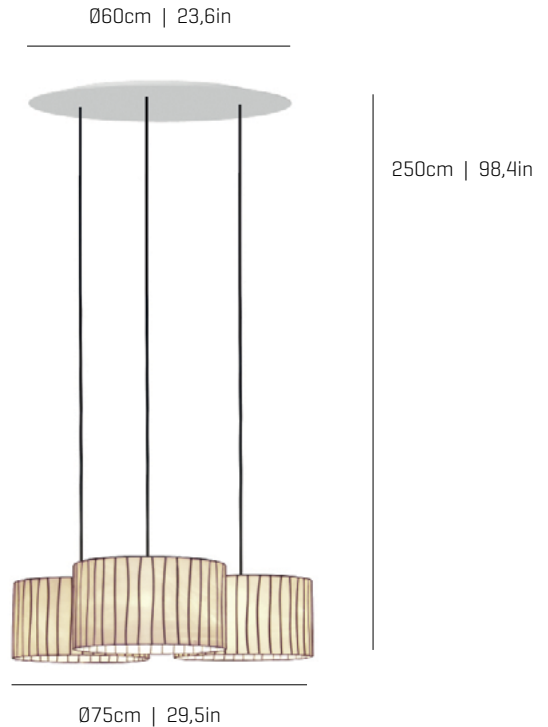
[Click here to download:](#)

3D/2D, pictures, photometric curves
and assembly instructions

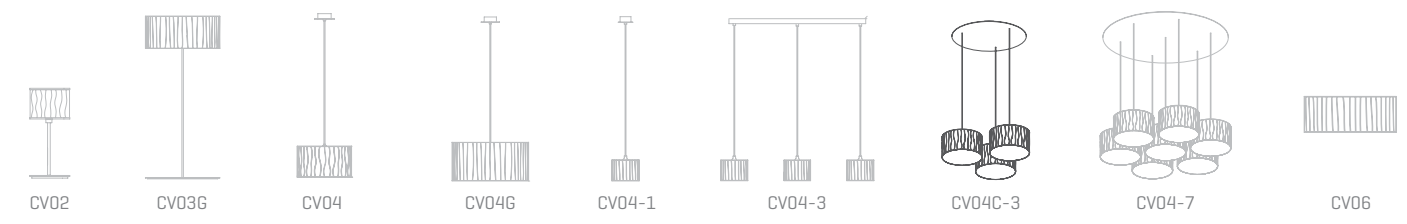
[Clica aquí para descargar:](#)

3D/2D, fotografías, curvas fotométricas
e instrucciones de montaje

18cm | 7,1in



Curvas Collection



MATERIAL FINISHES MATERIALES Y ACABADOS

LAMPSHADE

TULIPA

Glass


Vidrio

One colour to choose

Un color a elegir

Bottom diffuser

Difusor inferior



CANOPY AND CABLE

FLORÓN Y CABLE

DIBOND®

Black or transparent

Cable negro o transparente

LIGHT SOURCE FUENTE DE LUZ

230V - 50Hz

E27 - Max. 4x100 W

E27 LED - Max. 4x12 W

E27 ECO - Max. 4x77 W

120V - 60Hz

E26 Med. - Max. 3x100 W

ENERGY EFFICIENCY

EFICIENCIA ENERGÉTICA

from A+ to E
desde A+ a E

OTHER TECHNICAL DATA OTROS DATOS TÉCNICOS

PACKAGING

EMBALAJE

60x80x95cm | 23,6x31,5x37,4in

16kg | 35lb

ELECTRICAL FEATURES

CARACTERÍSTICAS ELÉCTRICAS



CERTIFICATIONS

CERTIFICACIONES

